

STATEMENT OF APPROPRIATIONS, ALLOTMENTS, OBLIGATIONS, DISBURSEMENTS AND BALANCES
As at the Quarter Ending March 31, 2022

X	Current Year Appropriations
	Supplemental Appropriations
	Continuing Appropriations

Department : Department of Health (DOH)
 Agency/Entity : Office of the Secretary
 Operating Unit : Metro Manila Centers for Health Development
 Organization Code (UACS) : 13 001 0300013
 Fund Cluster : 01 Regular Agency Fund
 (e.g. UACS Fund Cluster: 01-Regular Agency Fund, 02-Foreign Assisted Projects Fund, 03-Special Account-Locally Funded/Domestic Grants Fund, and 04-Special Account-Foreign Assisted/Foreign Grants Fund)

Particulars	UACS CODE	Appropriations							Current Year Obligations							Current Year Disbursements					Balances			
		Authorized Appropriations	Adjustments (Increase/Decrease) from Modifications/Augmentations	Adjusted Appropriations	Allotments Received	Adjustments (Increase/Decrease) from Modifications/Augmentations	Transfer To	Transfer From	Adjusted Total Allotments	1st Quarter Ending March 31	2nd Quarter Ending June 30	3rd Quarter Ending Sept. 30	4th Quarter Ending Dec. 31	TOTAL	1st Quarter Ending March 31	2nd Quarter Ending June 30	3rd Quarter Ending Sept. 30	4th Quarter Ending Dec. 31	TOTAL	Unreleased Appro	Unobligated Allotments	Unpaid Obligations(15-20)=(23+24)		
																						15	16	17
				5=(3+4)	6	7	8	9	10=[(6+7)-8+9]	11	12	13	14	15=[11+12+13+14]	16	17	18	19	20=(15+17+18+19)	21	22	23	24	
Agency Specific Budget		474,222,000.00	2,303,106,267.07	2,777,328,267.07	474,222,000.00	0.00	(3,805,700.00)	2,306,911,967.07	2,777,328,267.07	1,107,311,559.57	0.00	0.00	0.00	1,107,311,559.57	252,181,270.74	0.00	0.00	0.00	252,181,270.74	0.00	1,670,016,707.50	6,872,824.93	848,257,463.90	
General Administration and Support	1000000000000000	0.00	15,659,000.00	15,659,000.00	0.00	0.00	0.00	15,659,000.00	15,659,000.00	1,493,261.00	0.00	0.00	0.00	1,493,261.00	1,493,261.00	0.00	0.00	0.00	1,493,261.00	0.00	14,165,739.00	0.00	0.00	
Administration of Personnel Benefits	100000100002000	0.00	15,659,000.00	15,659,000.00	0.00	0.00	0.00	15,659,000.00	15,659,000.00	1,493,261.00	0.00	0.00	0.00	1,493,261.00	1,493,261.00	0.00	0.00	0.00	1,493,261.00	0.00	14,165,739.00	0.00	0.00	
PS		0.00	15,659,000.00	15,659,000.00	0.00	0.00	0.00	15,659,000.00	15,659,000.00	1,493,261.00	0.00	0.00	0.00	1,493,261.00	1,493,261.00	0.00	0.00	0.00	1,493,261.00	0.00	14,165,739.00	0.00	0.00	
Sub-Total, General Administration and Support		0.00	15,659,000.00	15,659,000.00	0.00	0.00	0.00	15,659,000.00	15,659,000.00	1,493,261.00	0.00	0.00	0.00	1,493,261.00	1,493,261.00	0.00	0.00	0.00	1,493,261.00	0.00	14,165,739.00	0.00	0.00	
MOOE		0.00	0.00	0.00	0.00	0.00	0.00	0.00	0.00	0.00	0.00	0.00	0.00	0.00	0.00	0.00	0.00	0.00	0.00	0.00	0.00	0.00	0.00	
FinEx (if Applicable)		0.00	0.00	0.00	0.00	0.00	0.00	0.00	0.00	0.00	0.00	0.00	0.00	0.00	0.00	0.00	0.00	0.00	0.00	0.00	0.00	0.00	0.00	
CD		0.00	0.00	0.00	0.00	0.00	0.00	0.00	0.00	0.00	0.00	0.00	0.00	0.00	0.00	0.00	0.00	0.00	0.00	0.00	0.00	0.00	0.00	
Support to Operations	2000000000000000	66,607,000.00	8,304,054.40	74,911,054.40	66,607,000.00	0.00	0.00	8,304,054.40	74,911,054.40	21,776,063.16	0.00	0.00	0.00	21,776,063.16	13,531,122.08	0.00	0.00	0.00	13,531,122.08	0.00	53,134,991.24	26,400.68	8,218,540.40	
Health Information Technology	200000100001000	0.00	6,727,467.20	6,727,467.20	0.00	0.00	0.00	6,727,467.20	6,727,467.20	2,852,217.24	0.00	0.00	0.00	2,852,217.24	1,027,986.56	0.00	0.00	0.00	1,027,986.56	0.00	3,875,249.96	0.00	1,824,230.68	
MOOE		0.00	6,727,467.20	6,727,467.20	0.00	0.00	0.00	6,727,467.20	6,727,467.20	18,923,845.92	0.00	0.00	0.00	18,923,845.92	12,503,135.52	0.00	0.00	0.00	12,503,135.52	0.00	47,683,154.08	26,400.68	6,394,309.72	
Operations of Regional Offices	200000100002000	66,607,000.00	0.00	66,607,000.00	66,607,000.00	0.00	0.00	0.00	66,607,000.00	9,913,871.53	0.00	0.00	0.00	9,913,871.53	9,887,470.85	0.00	0.00	0.00	9,887,470.85	0.00	33,945,128.47	26,400.68	0.00	
PS		43,859,000.00	0.00	43,859,000.00	43,859,000.00	0.00	0.00	0.00	43,859,000.00	9,913,871.53	0.00	0.00	0.00	9,913,871.53	9,887,470.85	0.00	0.00	0.00	9,887,470.85	0.00	33,945,128.47	26,400.68	0.00	
MOOE		22,748,000.00	0.00	22,748,000.00	22,748,000.00	0.00	0.00	0.00	22,748,000.00	9,009,974.39	0.00	0.00	0.00	9,009,974.39	2,615,664.67	0.00	0.00	0.00	2,615,664.67	0.00	13,738,025.61	0.00	6,394,309.72	
Procurement and Supply Chain Management Service	200000100003000	0.00	1,576,587.20	1,576,587.20	0.00	0.00	0.00	1,576,587.20	1,576,587.20	0.00	0.00	0.00	0.00	0.00	0.00	0.00	0.00	0.00	0.00	0.00	1,576,587.20	0.00	0.00	
MOOE		0.00	1,576,587.20	1,576,587.20	0.00	0.00	0.00	1,576,587.20	1,576,587.20	0.00	0.00	0.00	0.00	0.00	0.00	0.00	0.00	0.00	0.00	0.00	1,576,587.20	0.00	0.00	
Sub-Total, Support to Operations		66,607,000.00	8,304,054.40	74,911,054.40	66,607,000.00	0.00	0.00	8,304,054.40	74,911,054.40	21,776,063.16	0.00	0.00	0.00	21,776,063.16	13,531,122.08	0.00	0.00	0.00	13,531,122.08	0.00	53,134,991.24	26,400.68	8,218,540.40	
PS		43,859,000.00	0.00	43,859,000.00	43,859,000.00	0.00	0.00	0.00	43,859,000.00	9,913,871.53	0.00	0.00	0.00	9,913,871.53	9,887,470.85	0.00	0.00	0.00	9,887,470.85	0.00	33,945,128.47	26,400.68	0.00	
MOOE		22,748,000.00	8,304,054.40	31,052,054.40	22,748,000.00	0.00	0.00	8,304,054.40	31,052,054.40	11,862,191.63	0.00	0.00	0.00	11,862,191.63	3,643,651.23	0.00	0.00	0.00	3,643,651.23	0.00	19,189,862.77	0.00	8,218,540.40	
FinEx (if Applicable)		0.00	0.00	0.00	0.00	0.00	0.00	0.00	0.00	0.00	0.00	0.00	0.00	0.00	0.00	0.00	0.00	0.00	0.00	0.00	0.00	0.00	0.00	
CD		0.00	0.00	0.00	0.00	0.00	0.00	0.00	0.00	0.00	0.00	0.00	0.00	0.00	0.00	0.00	0.00	0.00	0.00	0.00	0.00	0.00	0.00	
Operations	3000000000000000	407,615,000.00	2,279,143,212.67	2,686,758,212.67	407,615,000.00	0.00	(3,805,700.00)	2,282,948,912.67	2,686,758,212.67	1,084,042,235.41	0.00	0.00	0.00	1,084,042,235.41	237,156,887.66	0.00	0.00	0.00	237,156,887.66	0.00	1,802,715,977.26	6,846,424.25	840,038,923.50	
Access to promotive and preventive health care services improved		389,468,000.00	1,791,059,448.28	2,180,527,448.28	389,468,000.00	0.00	(3,805,700.00)	1,794,865,148.28	2,180,527,448.28	828,898,339.35	0.00	0.00	0.00	828,898,339.35	233,484,057.00	0.00	0.00	0.00	233,484,057.00	0.00	1,351,628,108.93	6,846,424.25	588,567,856.10	
HEALTH POLICY AND STANDARDS DEVELOPMENT PROGRAM		1,324,000.00	0.00	1,324,000.00	1,324,000.00	0.00	0.00	0.00	1,324,000.00	1,063,180.00	0.00	0.00	0.00	1,063,180.00	0.00	0.00	0.00	0.00	0.00	0.00	280,820.00	0.00	1,063,180.00	

This report was generated using the Unified Reporting System on 29/04/2022 09:02 version.FAR.1.2.5 ; Status : SUBMITTED

X	Current Year Appropriations
	Supplemental Appropriations
	Continuing Appropriations

Department : Department of Health (DOH)
 Agency/Entity : Office of the Secretary
 Operating Unit : Metro Manila Centers for Health Development
 Organization Code (UACS) : 13 001 0300013
 Fund Cluster : 01 Regular Agency Fund


(e.g. UACS Fund Cluster: 01-Regular Agency Fund, 02-Foreign Assisted Projects Fund, 03-Special Account-Locally Funded/Domestic Grants Fund, and 04-Special Account-Foreign Assisted/Foreign Grants Fund)

Particulars	UACS CODE	Appropriations							Current Year Obligations							Current Year Disbursements					Balances			
		Authorized Appropriations	Adjustments (Transfers To/From, Modifications/Augmentations)	Adjusted Appropriations	Allotments Received	Adjustments (Reductions, Modifications/Augmentations)	Transfer To	Transfer From	Adjusted Total Allotments	1st Quarter Ending March 31	2nd Quarter Ending June 30	3rd Quarter Ending Sept. 30	4th Quarter Ending Dec. 31	TOTAL	1st Quarter Ending March 31	2nd Quarter Ending June 30	3rd Quarter Ending Sept. 30	4th Quarter Ending Dec. 31	TOTAL	Unreleased Appro	Unobligated Allotments	Unpaid Obligations(15-20)+(23+24)		
																						Due and Demandable	Not Yet Due and Demandable	
1	2	3	4	5=(3+4)	6	7	8	9	10=[(6+)-(7)-8+9]	11	12	13	14	15=[(11+12+13+14)]	16	17	18	19	20=[(16+17+18+19)]	21	22	23	24	
Recapitulation by OO:																								
I Agency Specific Budget		407,615,000.00	2,279,143,212.67	2,686,758,212.67	407,615,000.00	0.00	(3,805,700.00)	2,282,948,912.67	2,686,758,212.67	1,084,042,235.41	0.00	0.00	0.00	1,984,042,235.41	237,156,887.66	0.00	0.00	0.00	237,156,887.66	0.00	1,602,715,977.26	6,846,424.25	840,038,923.50	
HEALTH POLICY AND STANDARDS DEVELOPMENT PROGRAM		1,324,000.00	0.00	1,324,000.00	1,324,000.00	0.00	0.00	0.00	1,324,000.00	1,063,180.00	0.00	0.00	0.00	1,063,180.00	0.00	0.00	0.00	0.00	0.00	0.00	260,820.00	0.00	1,063,180.00	
HEALTH SYSTEMS STRENGTHENING PROGRAM		45,300,000.00	1,148,113,513.20	1,193,413,513.20	45,300,000.00	0.00	0.00	1,148,113,513.20	1,193,413,513.20	425,201,037.21	0.00	0.00	0.00	425,201,037.21	53,113,510.54	0.00	0.00	0.00	53,113,510.54	0.00	768,212,475.99	2,457,032.53	369,630,454.14	
PUBLIC HEALTH PROGRAM		274,105,000.00	606,103,215.08	880,208,215.08	274,105,000.00	0.00	(3,805,700.00)	609,908,915.08	880,208,215.08	345,403,682.32	0.00	0.00	0.00	345,403,682.32	169,247,130.13	0.00	0.00	0.00	169,247,130.13	0.00	534,804,532.78	4,389,391.72	171,767,160.47	
EPIDEMIOLOGY AND SURVEILLANCE PROGRAM		62,683,000.00	1,242,720.00	63,925,720.00	62,683,000.00	0.00	0.00	1,242,720.00	63,925,720.00	26,846,570.63	0.00	0.00	0.00	26,846,570.63	10,218,875.12	0.00	0.00	0.00	10,218,875.12	0.00	37,079,149.37	0.00	16,627,895.51	
HEALTH EMERGENCY MANAGEMENT PROGRAM		6,056,000.00	35,600,000.00	41,656,000.00	6,056,000.00	0.00	0.00	35,600,000.00	41,656,000.00	30,383,869.19	0.00	0.00	0.00	30,383,869.19	904,541.21	0.00	0.00	0.00	904,541.21	0.00	11,272,130.81	0.00	29,479,327.98	
HEALTH FACILITIES OPERATION PROGRAM		18,147,000.00	0.00	18,147,000.00	18,147,000.00	0.00	0.00	0.00	18,147,000.00	5,957,896.06	0.00	0.00	0.00	5,957,896.06	3,672,830.66	0.00	0.00	0.00	3,672,830.66	0.00	12,189,103.94	0.00	2,285,065.40	
SOCIAL HEALTH PROTECTION PROGRAM		0.00	478,747,764.39	478,747,764.39	0.00	0.00	0.00	478,747,764.39	478,747,764.39	241,050,000.00	0.00	0.00	0.00	241,050,000.00	0.00	0.00	0.00	0.00	0.00	0.00	237,887,764.39	0.00	241,050,000.00	


Certified Correct:


 MA YEIZA A. PERALTA
 Administrative Officer V
 Date: 2022-04-28 12:18:30


Certified Correct:


 MA JURE G. FABUNAN, CPA
 Accountant III
 Date: 2022-04-28 12:18:30

Recommending Approval:


 PHILIP F. DU, CPA, MBM
 Chief Administrative Officer
 Date: 2022-04-28 12:29:56

Approved By:


 GLORIA J. BALBOA, MD, MPH, MHA, CEO VI, CESO III
 Director IV
 Date: 2022-04-28 13:09:19